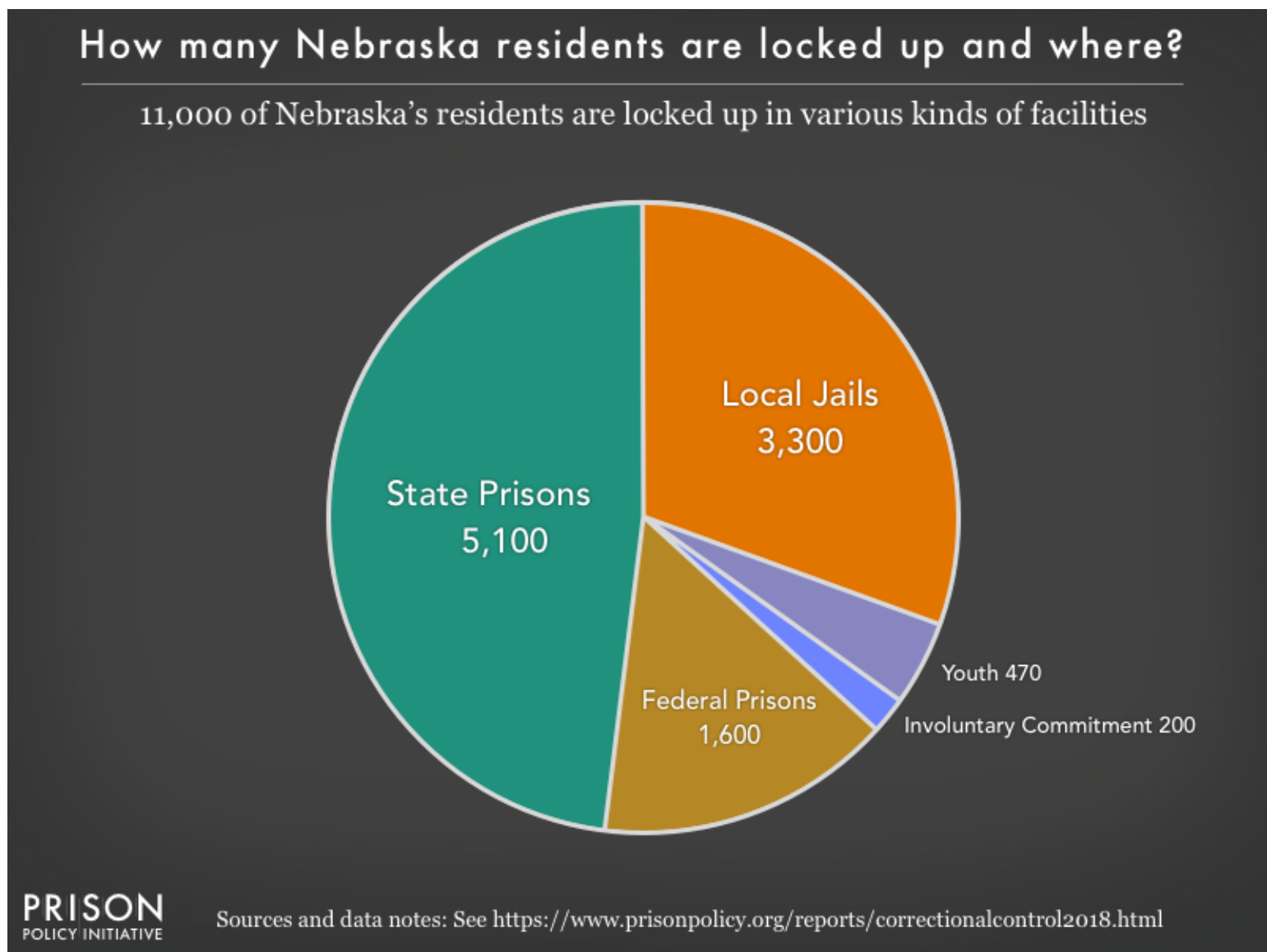


# Nebraska profile

Nebraska has an incarceration rate of 577 per 100,000 people (including prisons, jails, immigration detention, and juvenile justice facilities), meaning that it locks up a higher percentage of its people than many wealthy democracies do. Read on to learn more about who is incarcerated in Nebraska and why.

Are you looking for information on what jails and prisons in Nebraska are doing to **stop COVID-19**? See our regularly-updated [coronavirus response page](#).

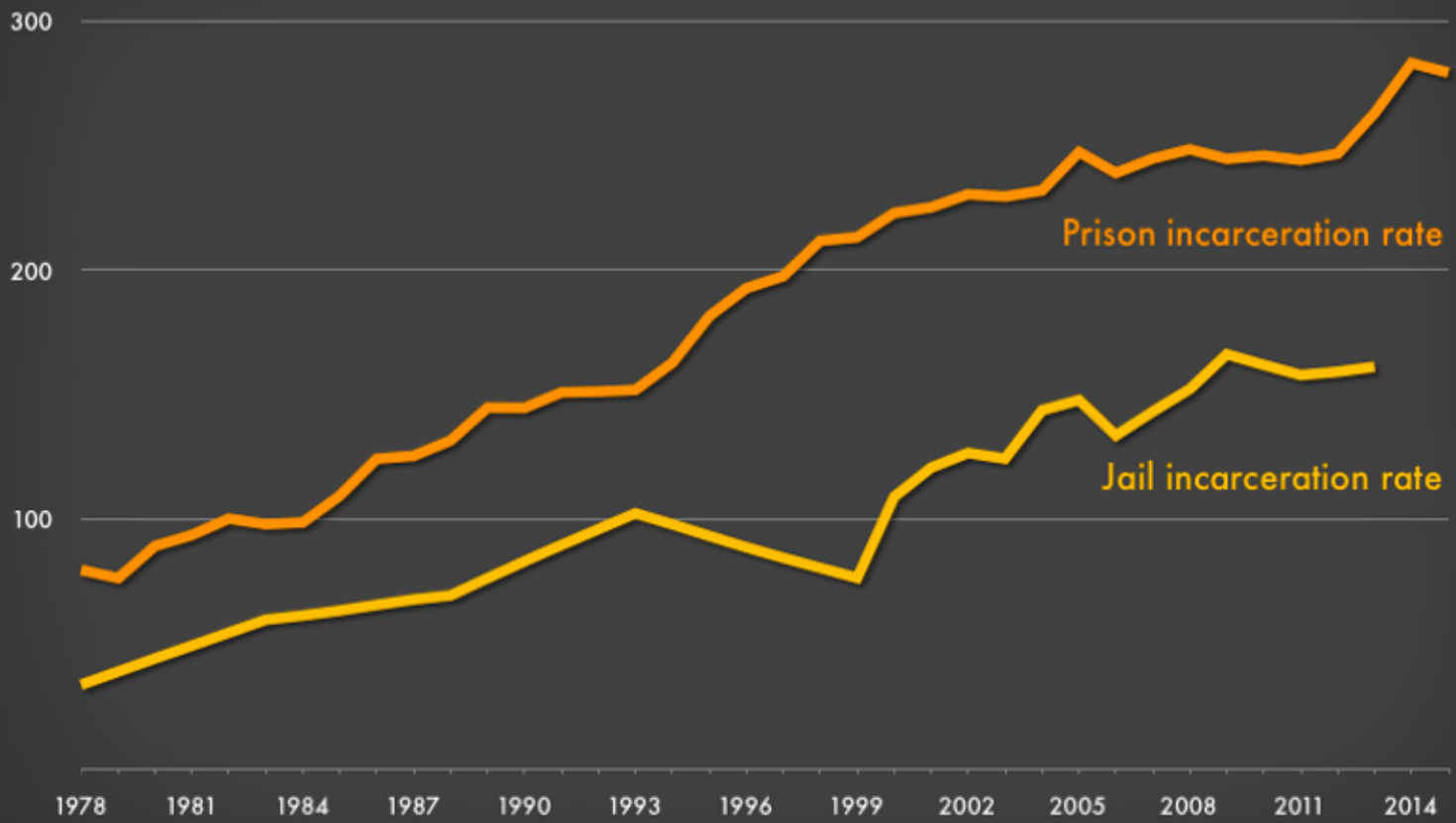
## 11,000 people from Nebraska are behind bars



**Rates of imprisonment have grown dramatically in the last 40 years**

# Nebraska's prison and jail incarceration rates

Number of people incarcerated in state prisons and local jails per 100,000 people, 1978-2015



Jail populations were adjusted to remove people being held for federal and state authorities.  
For full sourcing, see: [www.prisonpolicy.org/reports/jailsovertime.html#methodology](http://www.prisonpolicy.org/reports/jailsovertime.html#methodology)

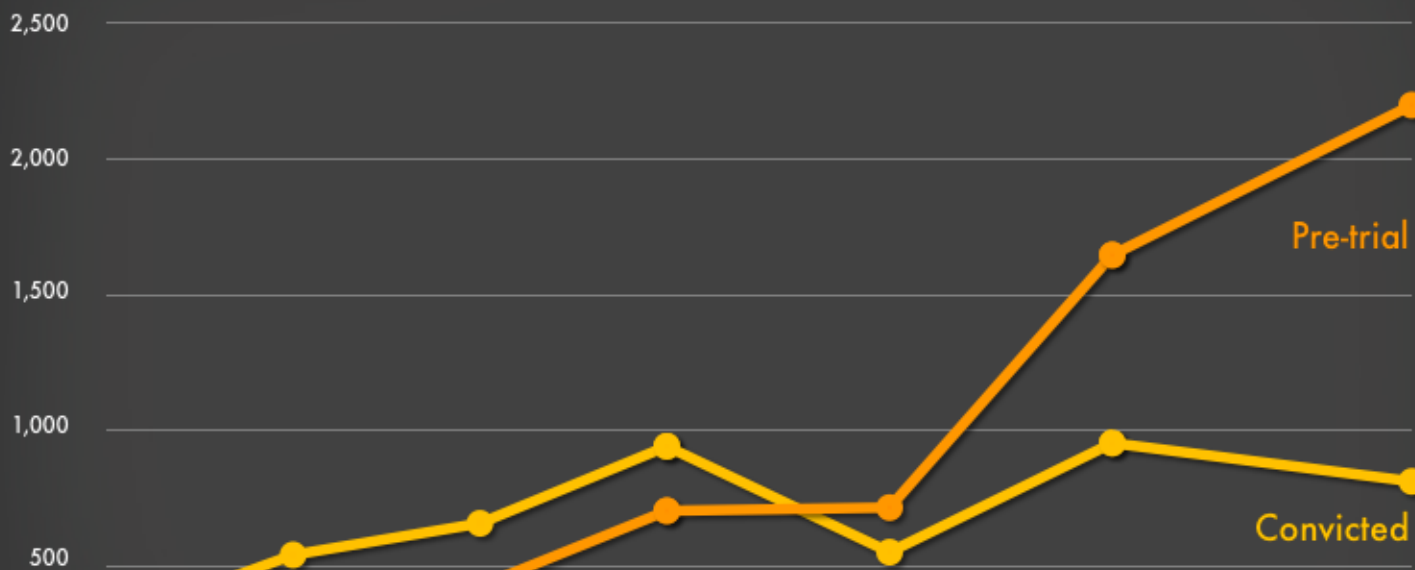
**PRISON**  
POLICY INITIATIVE

Also see these Nebraska graphs:

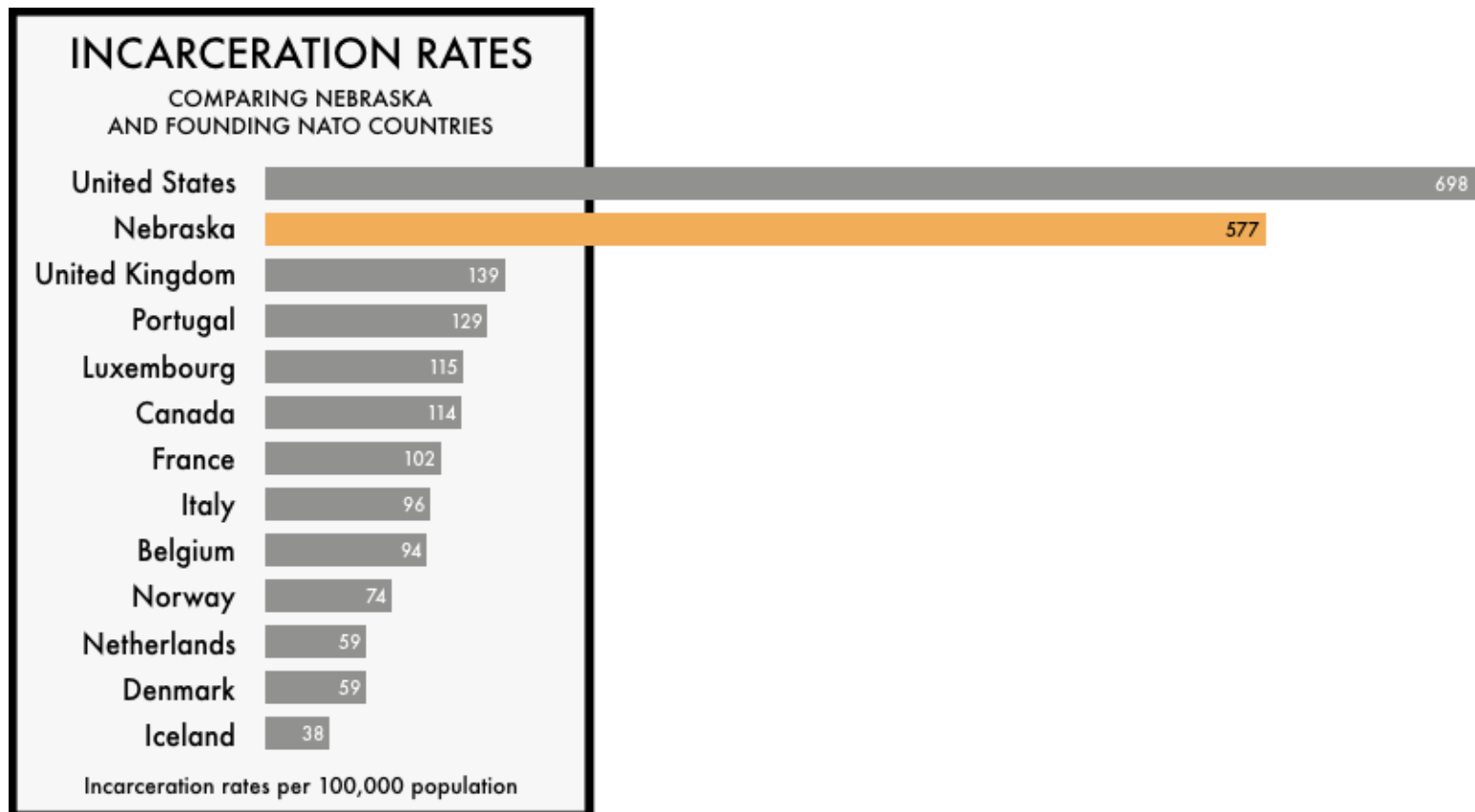
- total numbers rather than rates.
- Women's prisons: Incarceration Rates | Total Population
- Men's prisons: Incarceration Rates | Total Population

## Pre-trial policies have driven recent jail growth in Nebraska

Number of people incarcerated in local jails by conviction status, 1978-2013



## Today, Nebraska's incarceration rates stand out internationally

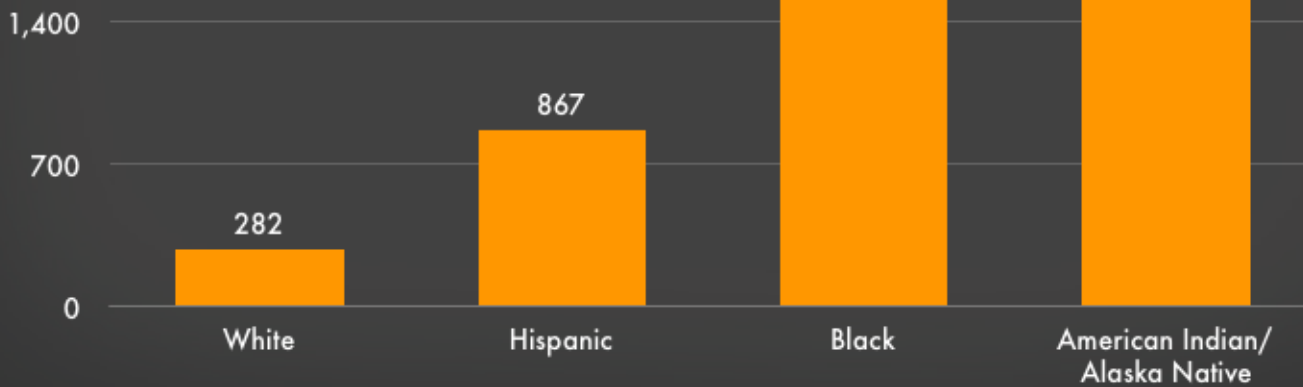


Source: <https://www.prisonpolicy.org/global/2018.html>

*In the U.S., incarceration extends beyond prisons and local jails to include other systems of confinement. The U.S. and state incarceration rates in this graph include people held by these other parts of the justice system, so they may be slightly higher than the commonly reported incarceration rates that only include prisons and jails. Details on the data are available in [States of Incarceration: The Global Context](#). We also have a version of this graph focusing on the [incarceration of women](#).*

## People of color are overrepresented in prisons and jails



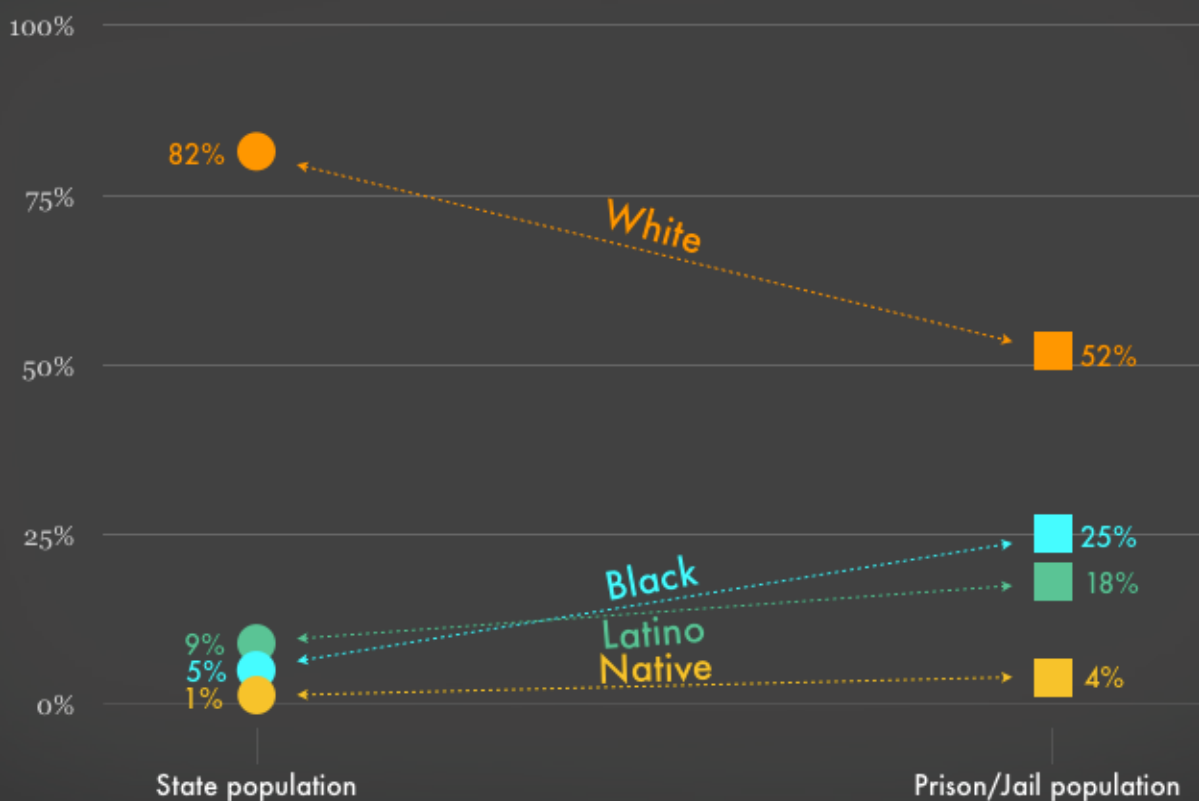


PRISON  
POLICY INITIATIVE

Source: Calculated from U.S. Census 2010 Summary File 1. Incarceration populations are all types of correctional facilities in a state, including federal and state prisons, local jails, halfway houses, etc. Statistics for Whites are for Non-Hispanic Whites.

## Racial and ethnic disparities in prisons and jails in Nebraska

Whites are underrepresented in the incarcerated population while Blacks, Latinos and American Indians are overrepresented.



PRISON  
POLICY INITIATIVE

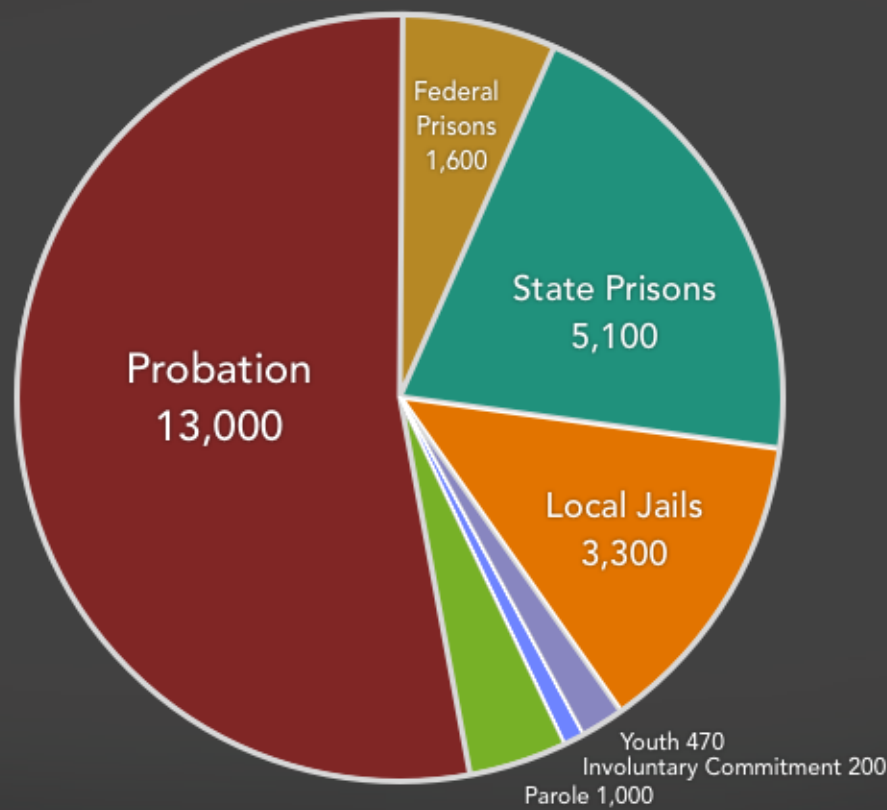
Compiled from 2010 Census, Summary File 1.

See also our detailed graphs about [Whites](#), [Hispanics](#), [Blacks](#), and [American Indians/Native Americans](#) in Nebraska prisons and jails.

## Nebraska's criminal justice system is more than just its prisons and jails

How many people are in Nebraska's criminal justice system?

25,000 Nebraska residents are behind bars or under criminal justice supervision.



## Our other articles about Nebraska

- We graded every state's response to the coronavirus in prisons and jails. Nebraska got an F+
- How much do incarcerated people in Nebraska earn for their work in prison?
- We graded the parole release systems of all 50 states - Nebraska gets an F
- Nebraska has some of the highest jail phone rates in the country
- Who's helping the 17,223 women released from Nebraska correctional facilities each year?
- Prison-based Gerrymandering coming to Nebraska?
- Fixing prison-based gerrymandering after the 2010 Census: Nebraska, from the Prison Policy Initiative's Fixing prison-based gerrymandering after the 2010 Census: A 50 state guide

## Other resources

- Research on Nebraska in our Research Library